

Distance Learning-

May 11th- May 15th

Unit 6 Week 1

First Grade- Gilchrist Elementary School

Monday

Reading-

- I-Spy Worksheet
- Phonics sheet page 271-272
- I-Ready reading (10 minutes)
- AR- read for 20 minutes

Math-

- 5-day math- Day 1
- I-Ready math (10 minutes)

Special Area

Tuesday

Reading-

- High Frequency word graph paper
- Phonics sheet pages 279-280
- I-Ready reading (10 minutes)
- AR- read for 20 minutes

Math-

- 5-day math- Day 2
- I-Ready math (10 minutes)

Special Area

Wednesday

Reading/Social Studies

- Paper reader- Working Together- read two times and complete pages 277-278
- Social Studies Workstation- Rules and Responsibilities
- I-Ready reading (10 minutes)
- AR- read for 20 minutes

Math-

- 5-day math- Day 3
- I-Ready math (10 minutes)

Special Area

Thursday

Reading-

- Spelling word search
- Read and Draw
- I-Ready reading (10 minutes)
- AR- read for 20 minutes

Math-

- 5-day math- Day 4
- I-Ready math (10 minutes)

Special Area

Friday

Reading-

- Spelling Test (No peeking!) Please have a parent help you!
- Reading Test

Math-

- 5-day math- Day 5
- I-Ready math (10 minutes)

Special Area

Homework-

Read for 20 minutes
every night and
practice your spelling
words

Unit 6 Week 1

Spelling Words

1. moon
2. tune
3. flew
4. blue
5. fruit
6. soup
7. toy
8. coin
9. door
10. enough

Name: _____

Daily Reading 6.1

Fluency is a critical part of reading. Please be sure to listen to your child read his/her phonics words and story each night. Initial each box below. Reading will be checked daily.

Phonics: Sound of U: oo, u, e, e, ew, ue, ui, ou

moon June student flew true fruit
you room July rude group chewing

Sentences to Read:

- 1) Lucy and a group of friends sat by the pool.
- 2) Lucy, Sue, and Drew ate fruit.

High Frequency Words: Have to know them by sight. Do not decode.

answer brought busy door enough eyes demand emergency

Genre: Fantasy



Super Tools

A few weeks ago, Lucy, mom and dad brought a new computer home. "This is so cool!" exclaimed Lucy. Lucy used the computer all the time. But not everyone was happy about the new computer. Lucy didn't know it, but her writing tools felt sad and useless. One day while she was at school, they had an emergency meeting.

"Lucy hasn't used us in weeks!" cried the markers. "Can we demand to be used?" asked the crayons. "No, that would be rude. But we can remind her how great we are," said the pencils. "Yes!" they all agreed. "Let's remind her."

After school, as soon as Lucy came through the door, she grabbed a glass of juice and went right to her computer. She had to write a report about birds. The writing tools watched and waited. When Lucy was done, she printed her report. That night the writing tools got busy. They worked together to make a picture for Lucy.

The pencils made a sketch. The markers drew the birds in the tree. The crayons drew the sun in a blue sky. The picture was good enough to frame.

The next day was Saturday. Lucy woke up late. Then she went to get her report. Lucy gasped. She couldn't believe her eyes! "Who drew this great picture?" she asked.

"Did you draw this?" Lucy asked Mom and Dad.

"You know the answer to that!" they laughed. "Stop joking! YOU drew that great picture."


That made Lucy think she wished she had drawn it. "It is fun to draw," she said. Lucy hung the picture in her room. Then she took out her pencils, crayons, and markers. "I'll draw my own picture for my report," she said.

Lucy and her pencils, crayons, and markers worked together. They drew a super picture. From that day on, Lucy kept drawing. And the writing tools felt happy and useful.

*Comprehension: Discussing the story helps your child build his/her comprehension. Who?, What?, When?, Where?, How?

Parent/Guardian Initial:

Monday	Tuesday	Wednesday	Thursday



I Spy

Name _____

Directions: Color the box with each word you spy. Circle the word that is revealed.

M.M.W

Unit 6, Week 1
CCSS RF.1.3

I spy these words: answer brought busy door enough eyes

like	he	I	can	like	go	a	I	eyes	brought	busy	a	has
said	do	again	go	help	has	help	new	door	only	answer	help	go
four	none	eyes	can	door	answer	enough	a	enough	eyes	answer	new	some
put	does	door	not	eyes	what	brought	again	our	none	why	use	now
busy	enough	brought	does	busy	answer	door	there	animal	none	away	busy	answer
door	not	busy	use	put	round	four	help	carry	round	away	enough	today
answer	door	answer	does	eight	school	give	not	give	I	why	door	why
four	about	our	not	animal	our	carry	what	animal	today	now	eyes	away

Name _____

The letters oo can stand for the sound you hear in the middle of moon.

The underlined letters in the words below show some other ways to spell the same sound.

truth blue new tube fruit you

Read the first word. Then circle another word in the row with the same ending sounds.

1. **spoon** sock noon both

2. **grew** peg goat flew

3. **clue** glue call nice

4. **Ruth** scarf pail truth

5. **group** game soup walk

Name _____

Complete each sentence. Use one of the words in the box.

answer brought busy door enough eyes

1. Dad said, "Please _____ me now."

2. We use our _____ to see.

3. Gram _____ me a gift today.

4. Mom is too _____ to go to the park today.

5. Do we have _____ eggs to make the cupcakes?

6. Please close the _____ when you come in.

Name:

Date

5-A-DAY MATH

Week 29

Day 1

QUICK CHECK

7-2=

7-6=

7-4=

8-7=

Trace the rectangle.
Then, draw your own.Circle the number in
the tens place.

33

$$\begin{array}{r} 6 \\ + \square \\ \hline 13 \end{array}$$

$$\begin{array}{r} 12 \\ - \square \\ \hline 10 \end{array}$$

70 - 50 = —

80 - 60 = —

Day 2

QUICK CHECK

7-0=

7-3=

7-1=

7-5=

90 + 20 = —

40 + 50 = —

$$\begin{array}{r} 5 \\ + \square \\ \hline 11 \end{array}$$

$$\begin{array}{r} 14 \\ - \square \\ \hline 5 \end{array}$$

Trace the hexagon.
Then, draw your own.Circle the number in
the ones place.

900

Day 3

QUICK CHECK

7-7=

7-0=

9-7=

7-2=

Circle the number in
the tens place.

774

Trace the pentagon.
Then, draw your own.

100 - 70 = —

90 - 20 = —

$$\begin{array}{r} 7 \\ + \square \\ \hline 15 \end{array}$$

$$\begin{array}{r} 16 \\ - \square \\ \hline 12 \end{array}$$

Day 4

QUICK CHECK

7-4=

8-7=

7-6=

7-1=

70 + 10 = —

40 + 40 = —

Circle the number in
the hundreds place.

824

$$\begin{array}{r} 9 \\ + \square \\ \hline 12 \end{array}$$

$$\begin{array}{r} 15 \\ - \square \\ \hline 5 \end{array}$$

Trace the rhombus.
Then, draw your own.

Day 5

QUICK CHECK

7-3=

7-7=

7-5=

9-7=

Trace the circle.
Then, draw your own.

80 - 70 = —

60 - 40 = —

Circle the number in
the ones place.

95

$$\begin{array}{r} 6 \\ + \square \\ \hline 9 \end{array}$$

$$\begin{array}{r} 17 \\ - \square \\ \hline 8 \end{array}$$

Name _____



HF Word Graphing

answer=blue eyes=yellow busy=red enough=green door=orange brought=purple

busy enough answer door eyes enough eyes busy answer door enough
 answer busy door brought eyes busy answer enough door answer busy door
 door eyes brought enough busy busy brought busy busy door brought

10									
9									
8									
7									
6									
5									
4									
3									
2									
1									

answer eyes busy enough door brought

1. Which word was in the box the most? _____
2. Which word was in the box the least? _____
3. Write a sentence with the word eyes.

Name _____

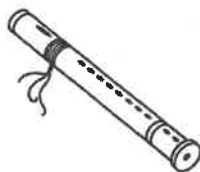
Read the word. Circle the letters that make the sound you hear at the end of too.

Then circle the picture that the word names.

1. roof



2. flute



3. screw



4. fruit



5. soup



Name _____

A **suffix** is a word part you can add to the end of a word to change its meaning.

The suffix **-ful** means **full** or **full of**.

The word **helpful** means **full of help**.

The suffix **-less** means **without**.

The word **helpless** means **without help**.



Circle the suffix in each word.

1. useless

2. joyful

3. fearless

4. painless

5. hopeful

6. useful


7. senseless

8. fearful

9. painful


10. pointless

Working Together




Raccoon was building a tree house.
“This is the best tree house ever,”
he said. “But it’s a lot of work. It
is hard to do alone.”

①




The pals drank cool water.
Soon, the tree house was done.
“I couldn’t have done it without
my new pals!” said Raccoon.

④



Just then, Moose came by. "I can help you," he said. "I even have my tools. We can work together."

②



Next, Goose flew by. "What a great tree house!" she said. "I can help. I will get cool water for you to drink."

③

Name _____

A. Reread “Working Together.”**Match each clue to the picture it tells about.****1. Raccoon needs help.****a.****2. Moose has tools.****b.****3. Goose will get cool water.****c.****4. What is the theme of the story? Use the clues to help you.**

B. Work with a partner. Read the passage aloud.**Pay attention to expression. Stop after one minute.****Fill out the chart.**

	Words Read	—	Number of Errors	=	Words Correct Score
First Read		—		=	
Second Read		—		=	

Name _____

Synonyms are words with the same or almost the same meaning.

Some synonyms for **happy** are **glad** and **joyful**.

A. Circle the two words that have the same or almost the same meaning.

1. sparkle glow funny

2. shout found yell

3. busy build make

4. angry happy mad

5. none cold chilly

6. twirl spin grab


B. Write a sentence using a word you circled above.

7. _____

Name: _____
Social Studies WorkstationRules and Responsibilities

It is important to follow the rules of safety.

1. Draw a safety sign you have seen on your way to school.
2. Write a sentence about what the sign tells you to do.
3. Talk with a partner about how the sign keeps you safe.



This is a _____ sign. It
tells me to _____.

Name _____

Unit 6 Week 1 CCSS L.1.2d, RF 1.3g

Spelling word search

moon tune flew blue fruit soup
toy coin enough door

a	r	p	y	m	o	o	n	y	a
y	t	u	n	e	b	k	r	t	r
s	m	k	v	x	y	v	b	e	m
o	p	b	y	d	o	o	r	y	c
u	v	f	b	l	u	e	k	a	o
p	x	l	p	b	k	a	p	r	i
m	r	e	r	f	r	u	i	t	n
a	m	w	a	e	n	o	u	g	h

Name _____

Directions: Read and illustrate
each sentence

Read and Draw

Phonics Skill: /ü/ words


Unit 6, Week 1
CCSS RF.1.3b, RF.1.3f

Two boys saw a cool blue mouse
eating soup.

There were hundreds of stars, and the
moon was bright in the sky last night.

Sue picked some fruit to make orange
juice.

Lou Lou used glue to hang pictures all
over her room.



Name _____

Date _____

spelling test

1

6

2

7

3

8

4

9

5

10

Read the story "Luke and His Group." Then answer Numbers 1 to 5.



Luke and His Group

Luke the Spider zooms around the room. He is more powerful than he thinks. He gets reckless and runs into June. Others hoot.

Luke has eight legs. He rides two bikes, one next to the other. Luke puts four legs on each bike.


"You are rude!" yells Bruce Beetle. He and the others have only six legs.


Luke keeps busy but feels lonesome.

People line up at the booth to buy tickets for the circus.

June and Bruce ride in together. They each stand up and stoop down on a bike. Bruce toots a horn. June plays a tune on her flute.

Luke shoots into the ring on two bikes. He pushes the bikes apart and makes a face. The people laugh.





When the show is over, the crew rides around the ring together.

"There's Luke!" cries someone. "He's great!"

"Luke puts people in a good mood," June says to Bruce. "He's harmless, isn't he?"

"Yes, and he's good," answers Bruce. He turns to Luke. "You were amazing! Could you please teach us a new trick?"

"Sure," replies Luke. Luke likes helping the group. He feels joyful.

Name: _____ Date: _____

Now answer Numbers 1 to 5. Base your answers on the story "Luke and His Group."

- 1** What can Luke do?
 - Ⓐ He can ride two bikes at the same time.
 - Ⓑ He can play a funny tune on a flute.
 - Ⓒ He can walk around a ring.

- 2** Which sentence is a clue to the theme of the story?
 - Ⓐ People buy tickets.
 - Ⓑ June and Bruce ride.
 - Ⓒ Luke feels lonesome.

- 3** Which sentence is another clue to the theme of the story?
 - Ⓐ Bruce toots a horn.
 - Ⓑ Luke is a funny spider.
 - Ⓒ The crew rides around together.

Name: _____ Date: _____

4 What makes June and Bruce change how they feel about Luke?

- Ⓐ He knows how to put people in a good mood.
- Ⓑ He has eight legs, but they have six legs.
- Ⓒ He is powerful and reckless.

5 What message does the author want to share in this story?

Name: _____ Date: _____

Choose the best answer.

- 6** Read this sentence from the story.

Others hoot.

Which word means the SAME as hoot?

- Ⓐ shout
- Ⓑ jump
- Ⓒ talk

- 7** Read this sentence from the story.

June plays a tune on her flute.

Which word means the SAME as tune?

- Ⓐ game
- Ⓑ noise
- Ⓒ song

8 Which word from the story means the SAME as group?

- Ⓐ bikes
- Ⓑ crew
- Ⓒ others

9 The brown _____ is locked.

- Ⓐ busy
- Ⓑ door
- Ⓒ eyes


10 We do not have _____ food for six people.

- Ⓐ answer
- Ⓑ brought
- Ⓒ enough

Name: _____ Date: _____

Choose the word that names the picture.

11




Ⓐ stool

Ⓑ stole

Ⓒ steel

12



Ⓐ foot

Ⓑ fruit

Ⓒ fluke

Name: _____ Date: _____

Choose the best answer.

- 13** What does powerful mean?
- Ⓐ full of power
 - Ⓑ without power
 - Ⓒ having power again
- 14** When you add -less to the end of the word harm, you get a new word that means _____.
- Ⓐ with harm
 - Ⓑ harm again
 - Ⓒ without harm
- 15** Which word means “full of joy”?
- Ⓐ joyful
 - Ⓑ joyed
 - Ⓒ joyless

